

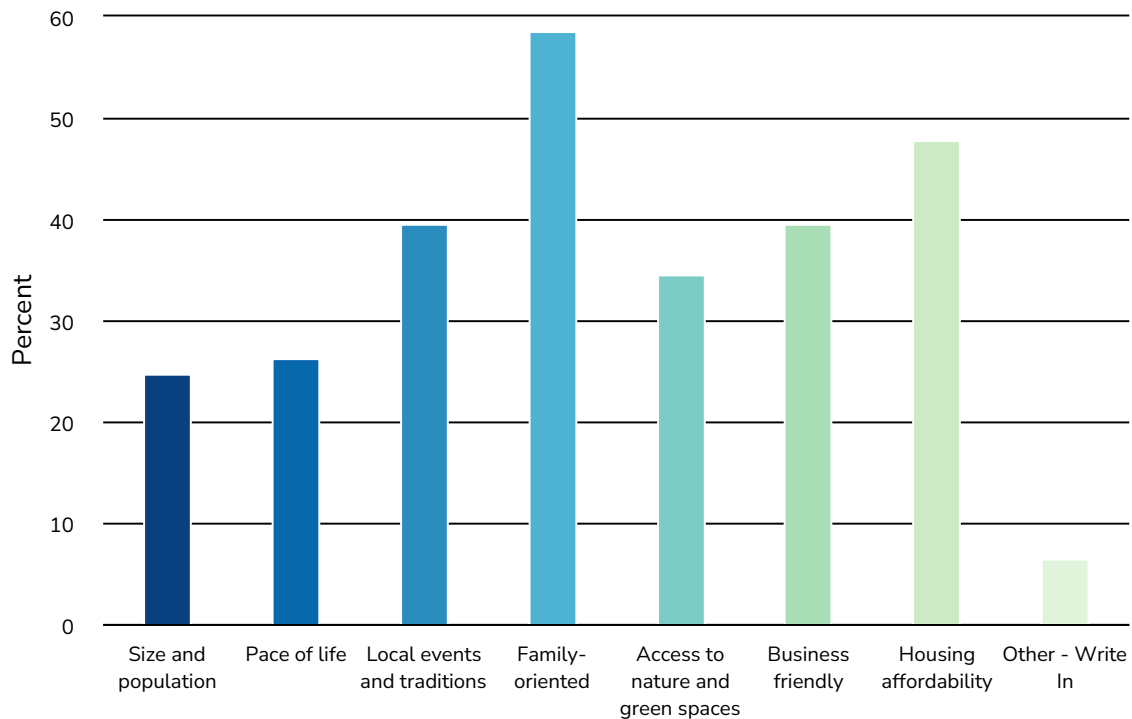
Report for Othello Comprehensive Plan Update Survey

Response Counts



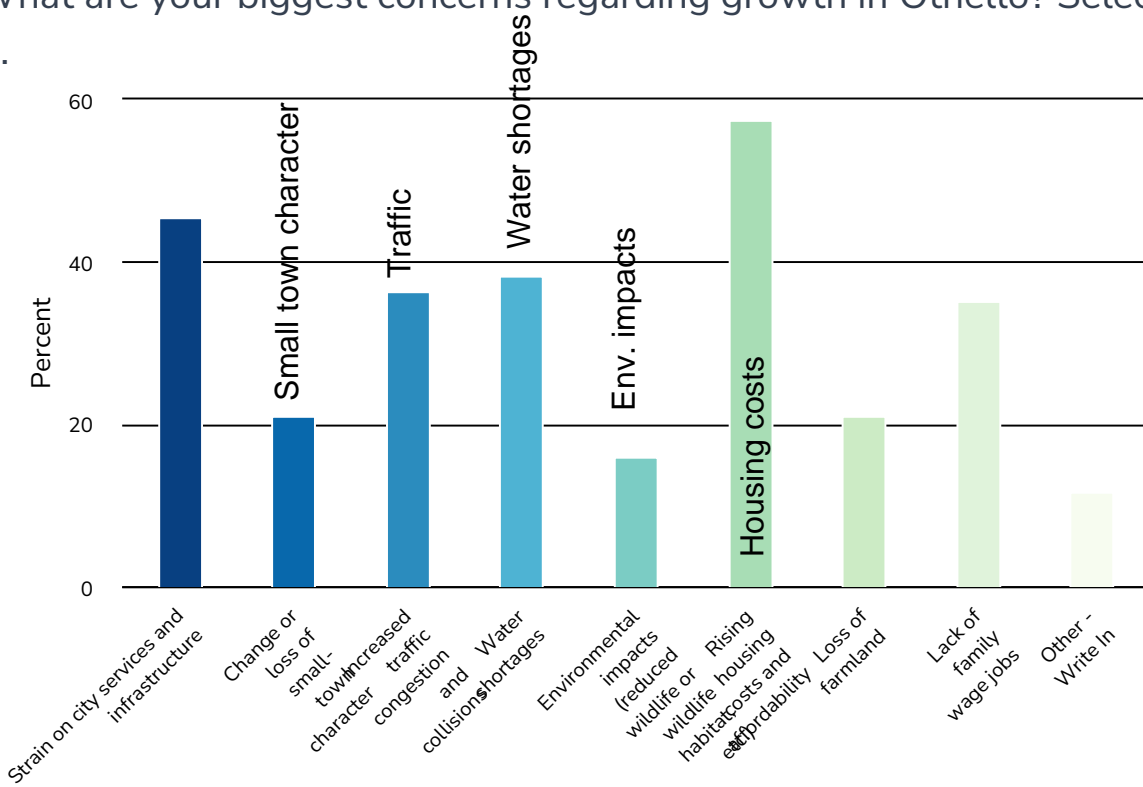
Totals: 282

1. Which aspects of Othello's atmosphere are most important to you? Select your top 3.



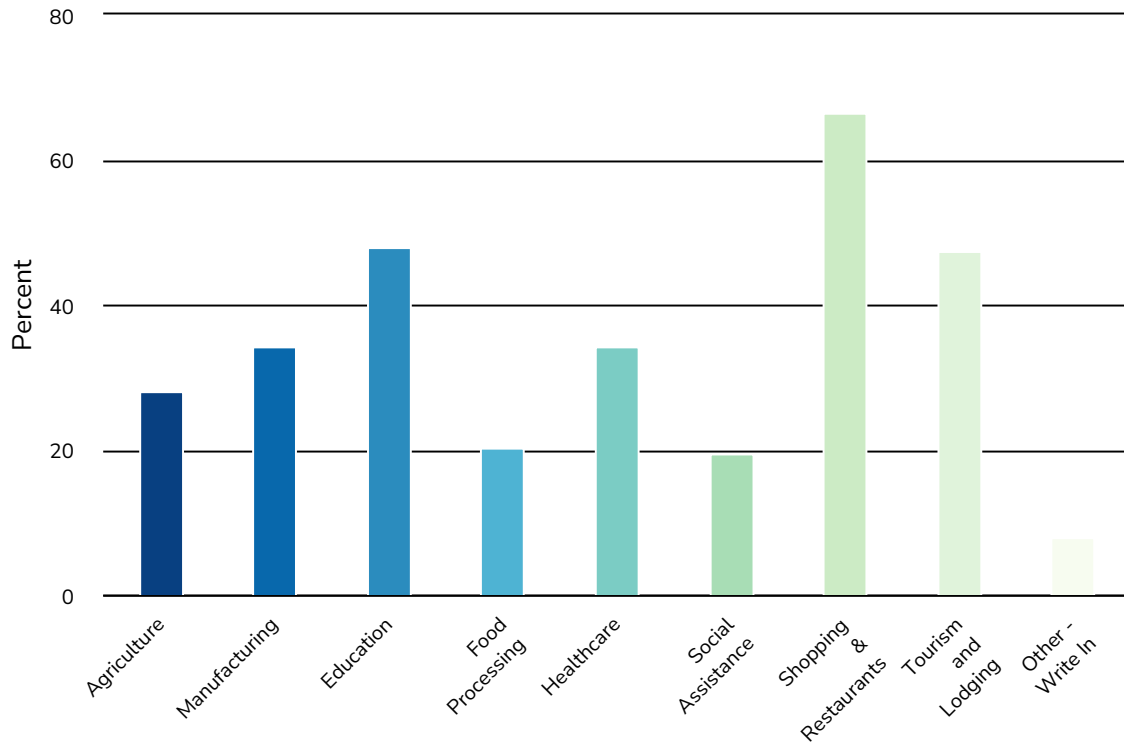
Value	Percent	Responses
Size and population	24.8%	30
Pace of life	26.4%	32
Local events and traditions	39.7%	48
Family-oriented	58.7%	71
Access to nature and green spaces	34.7%	42
Business friendly	39.7%	48
Housing affordability	47.9%	58
Other - Write In	6.6%	8

2. What are your biggest concerns regarding growth in Othello? Select up to 5.



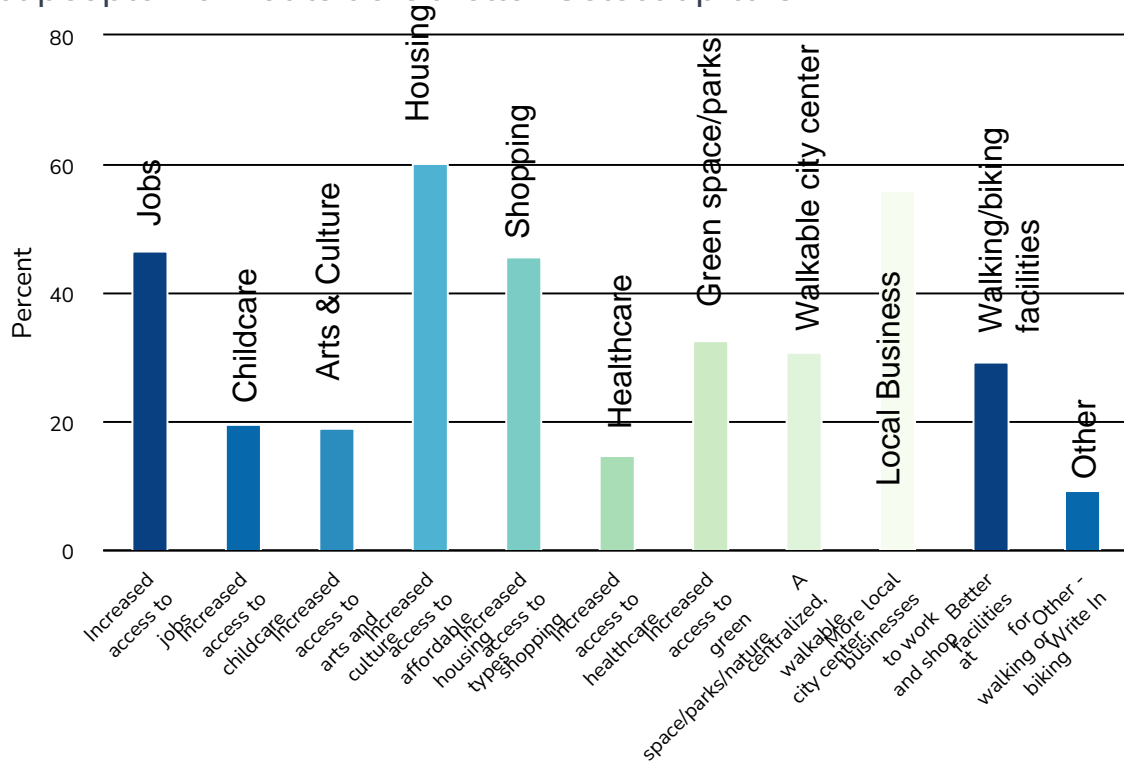
Value	Percent	Responses
Strain on city services and infrastructure	45.5%	97
Change or loss of small-town character	21.1%	45
Increased traffic congestion and collisions	36.6%	78
Water shortages	38.5%	82
Environmental impacts (reduced wildlife or wildlife habitat, etc.)	16.0%	34
Rising housing costs and affordability	57.7%	123
Loss of farmland	21.1%	45
Lack of family wage jobs	35.2%	75
Other - Write In	11.7%	25

3. What industries would you like to see expanded in Othello? Select any that apply.



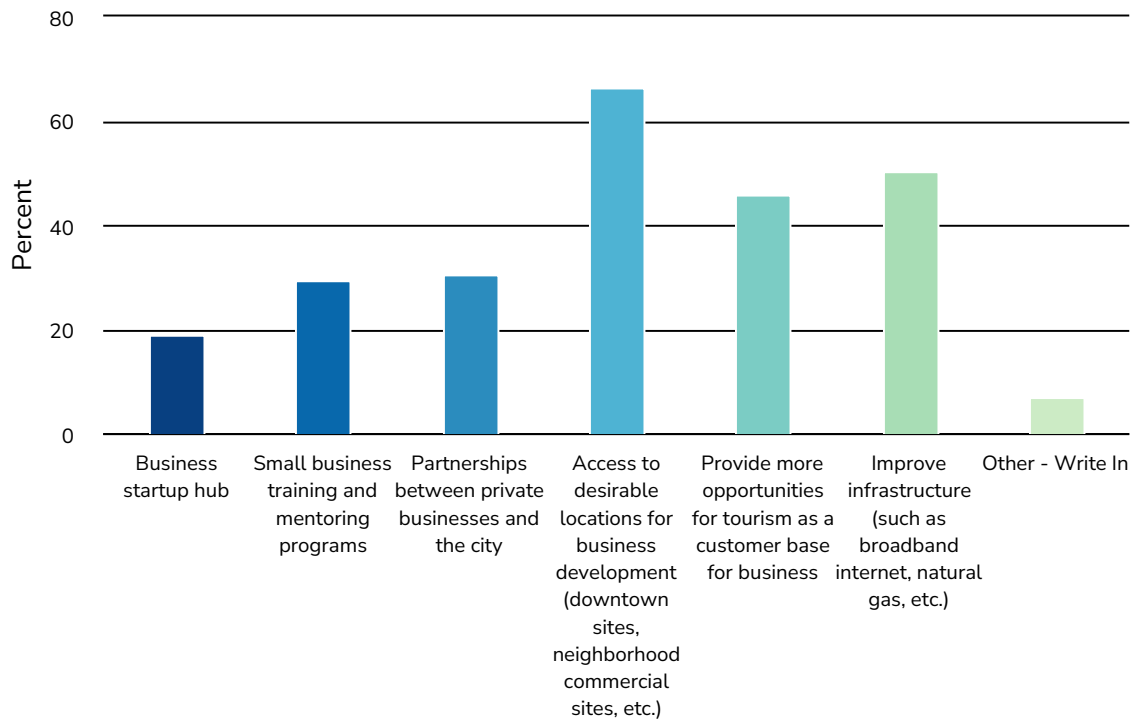
Value	Percent	Responses
Agriculture	28.1%	59
Manufacturing	34.3%	72
Education	48.1%	101
Food Processing	20.5%	43
Healthcare	34.3%	72
Social Assistance	19.5%	41
Shopping & Restaurants	66.7%	140
Tourism and Lodging	47.6%	100
Other - Write In	8.1%	17

4. What can the City do to improve the living experience in Othello and/or attract people from outside Othello? Select up to 5.



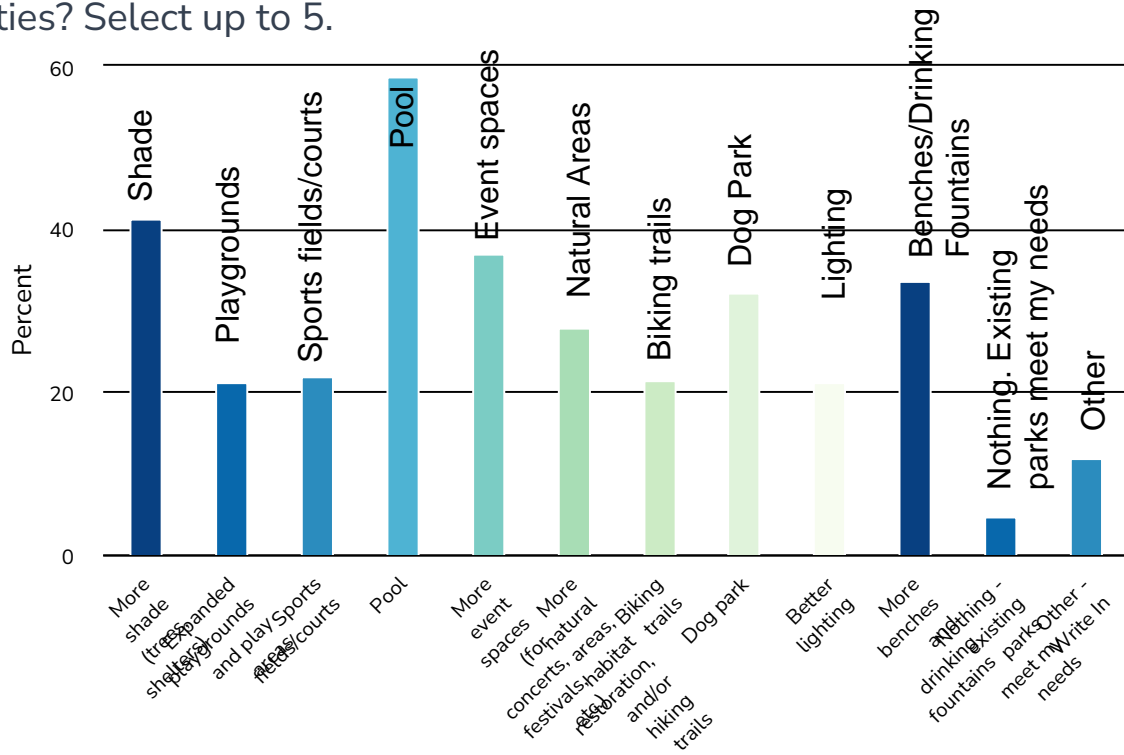
Value	Percent	Responses
Increased access to jobs	46.6%	54
Increased access to childcare	19.8%	23
Increased access to arts and culture	19.0%	22
Increased access to affordable housing types	60.3%	70
Increased access to shopping	45.7%	53
Increased access to healthcare	14.7%	17
Increased access to green space/parks/nature	32.8%	38
A centralized, walkable city center	31.0%	36
More local businesses to work and shop at	56.0%	65
Better facilities for walking or biking	29.3%	34
Other - Write In	9.5%	11

5. What would best support business development and retention in Othello? Select up to 3.



Value	Percent	Responses
Business startup hub	18.9%	21
Small business training and mentoring programs	29.7%	33
Partnerships between private businesses and the city	30.6%	34
Access to desirable locations for business development (downtown sites, neighborhood commercial sites, etc.)	66.7%	74
Provide more opportunities for tourism as a customer base for business	45.9%	51
Improve infrastructure (such as broadband internet, natural gas, etc.)	50.5%	56
Other - Write In	7.2%	8

6. Thinking about parks and recreation in our community, what would most enhance your experience when visiting parks, trails, or recreational facilities? Select up to 5.

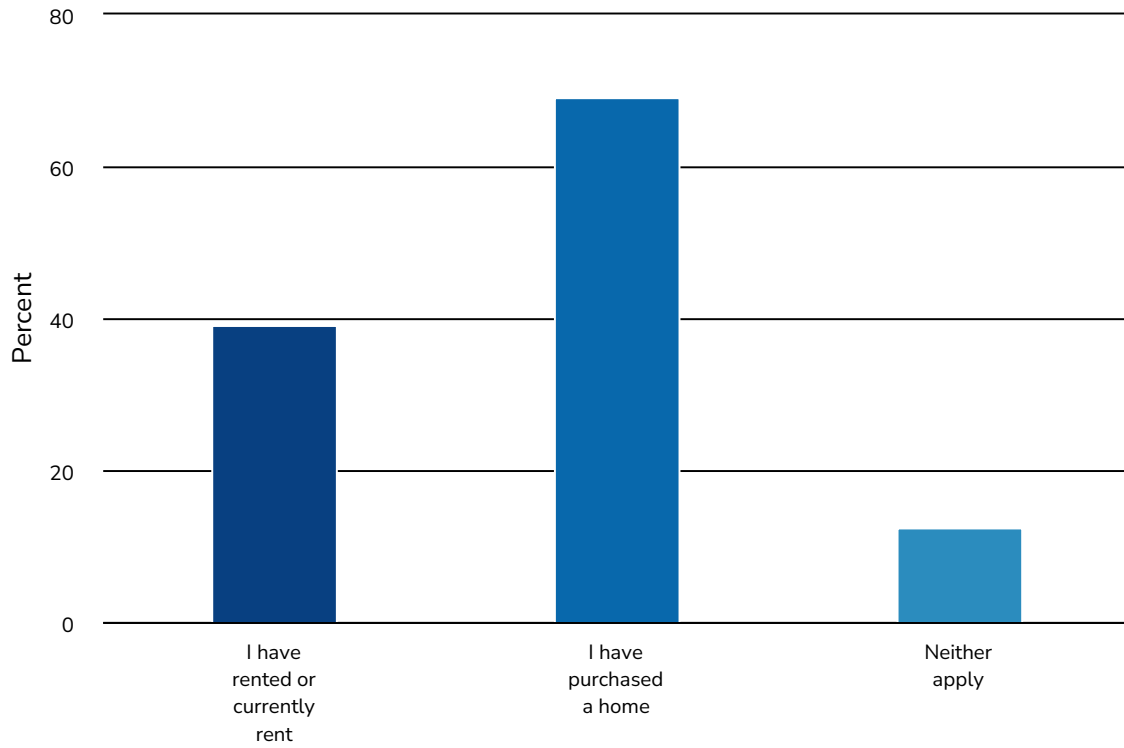


Value	Percent	Responses
More shade (trees, shelters)	41.3%	86
Expanded playgrounds and play areas	21.2%	44
Sports fields/courts	22.1%	46
Pool	58.7%	122
More event spaces (for concerts, festivals, etc.)	37.0%	77
More natural areas, habitat restoration, and/or hiking trails	27.9%	58
Biking trails	21.6%	45
Dog park	32.2%	67
Better lighting	21.2%	44
More benches and drinking fountains	33.7%	70
Nothing - existing parks meet my needs	4.8%	10
Other - Write In	12.0%	25

7. Rank these items based on how important they are to you in Othello:

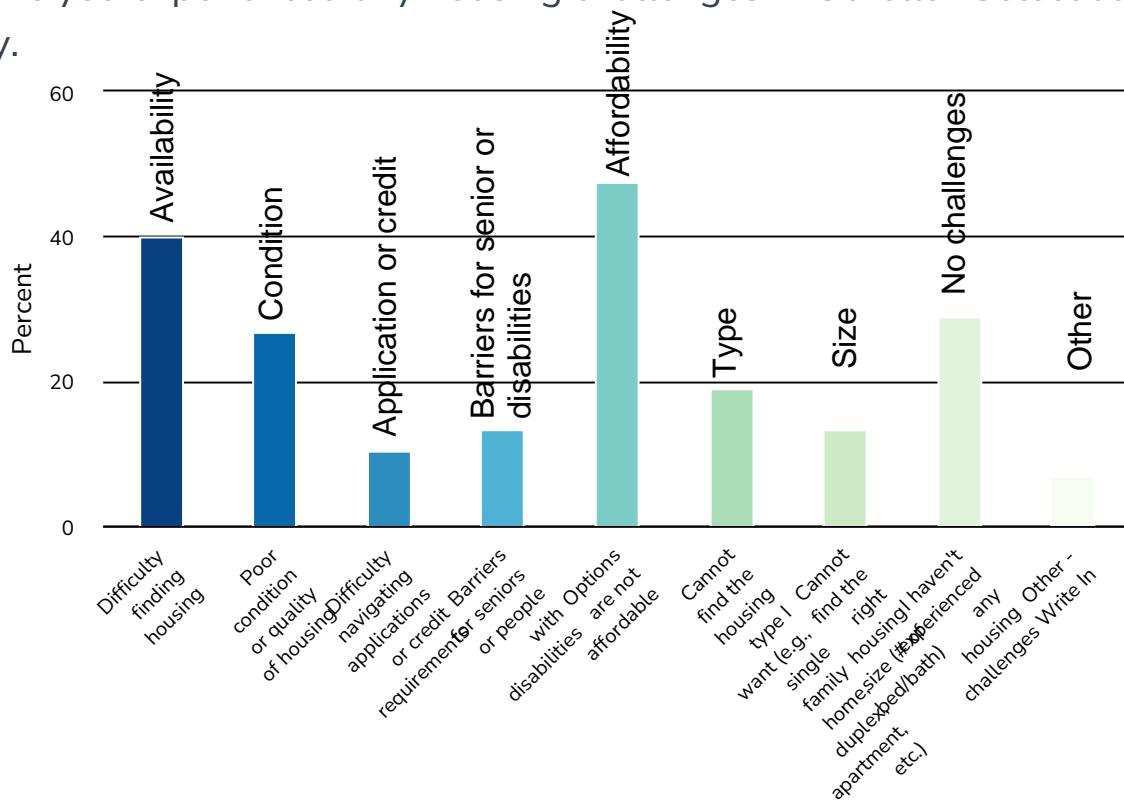
Item	Overall Rank	Rank Distribution	Score	No. of Rankings
has a diverse, welcoming, and family friendly community	1		631	102
enables locally owned businesses to successfully establish and thrive	2		567	105
has a housing mix that serves a broad array of incomes and age groups	3		547	102
cultivates an inviting, vibrant, and walkable community	4		469	96
has a variety of employment types	5		457	101
has equitable access to parks, open space, trails, and other recreational opportunities	6		420	97
preserves its historical heritage	7		338	97
has non-motorized modes of travel that are easily accessible and available	8		284	95

8. During your time in Othello, have you rented or purchased housing? Select all that apply.



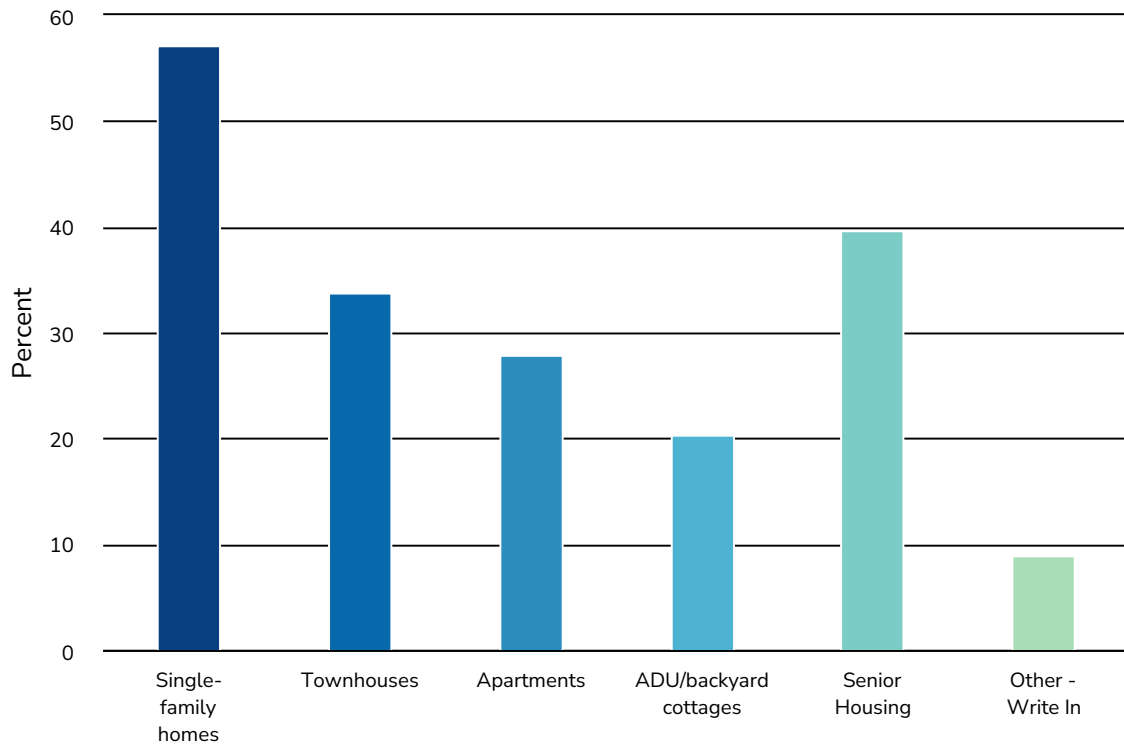
Value	Percent	Responses
I have rented or currently rent	39.2%	47
I have purchased a home	69.2%	83
Neither apply	12.5%	15

9. Have you experienced any housing challenges in Othello? Select all that apply.



Value	Percent	Responses
Difficulty finding housing	40.0%	80
Poor condition or quality of housing	27.0%	54
Difficulty navigating applications or credit requirements	10.5%	21
Barriers for seniors or people with disabilities	13.5%	27
Options are not affordable	47.5%	95
Cannot find the housing type I want (e.g., single family home, duplex, apartment, etc.)	19.0%	38
Cannot find the right housing size (# of bed/bath)	13.5%	27
I haven't experienced any housing challenges	29.0%	58
Other - Write In	7.0%	14

10. Are there any types of housing you'd like to see more of in Othello?

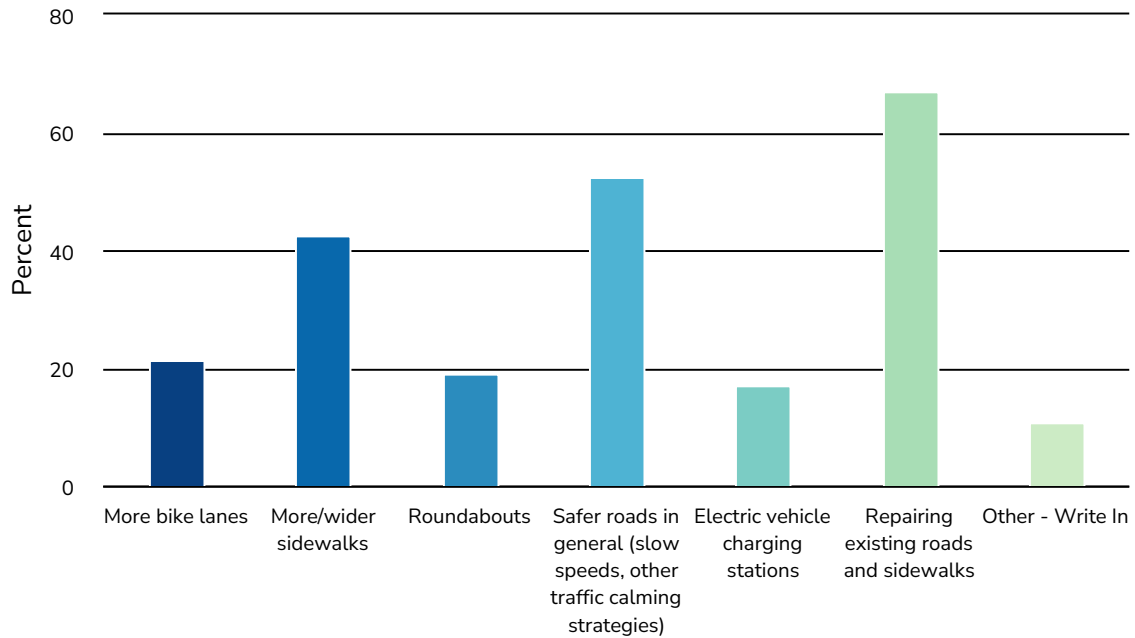


Value	Percent	Responses
Single-family homes	57.2%	115
Townhouses	33.8%	68
Apartments	27.9%	56
ADU/backyard cottages	20.4%	41
Senior Housing	39.8%	80
Other - Write In	9.0%	18

11. How well do the current transportation options in Othello meet all of your traveling needs?

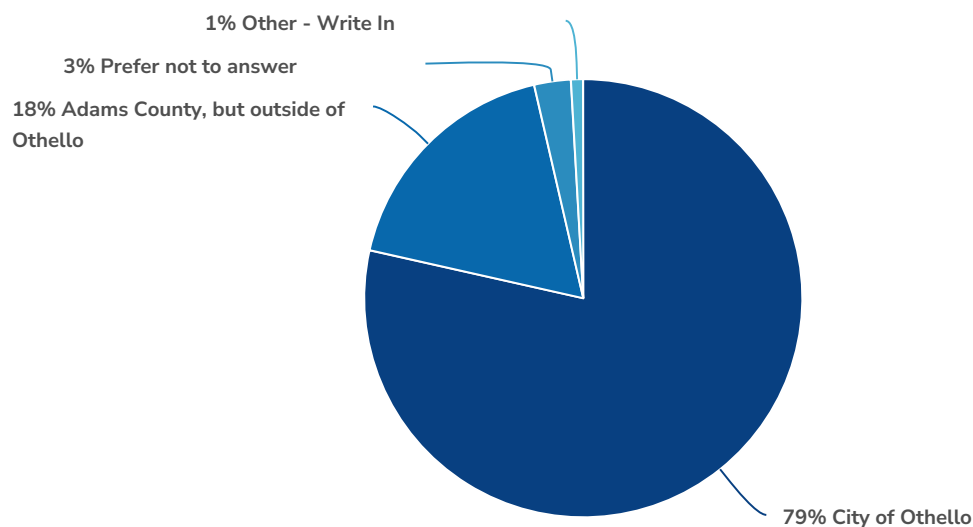
	I can safely do this now	I do this now but we need improvements	I would do this more if it were safer/more accessible	I don't see myself doing this	Responses
Driving Count Row %	66 58.4%	45 39.8%	1 0.9%	1 0.9%	113
Biking Count Row %	21 19.3%	15 13.8%	43 39.4%	30 27.5%	109
Walking Count Row %	35 32.4%	34 31.5%	33 30.6%	6 5.6%	108
Totals					330 100.0%

12. What types of transportation infrastructure do you want the City to invest in most? Select your top 3.



Value	Percent	Responses
More bike lanes	21.6%	44
More/wider sidewalks	42.6%	87
Roundabouts	19.1%	39
Safer roads in general (slow speeds, other traffic calming strategies)	52.5%	107
Electric vehicle charging stations	17.2%	35
Repairing existing roads and sidewalks	67.2%	137
Other - Write In	10.8%	22

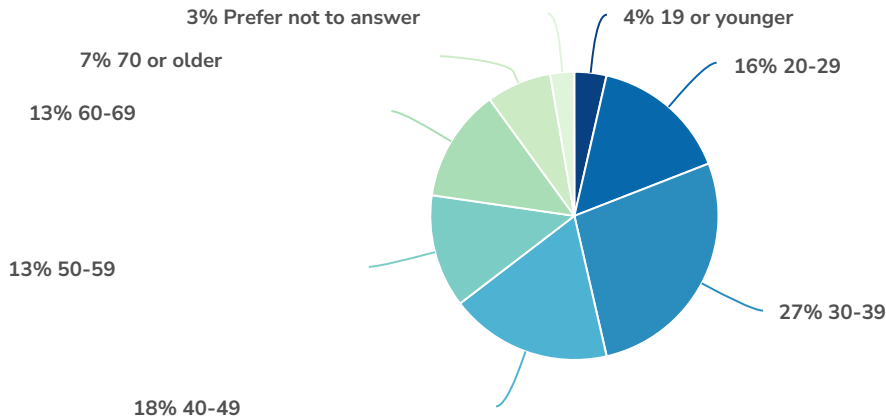
13. Where do you live? This helps us to understand the context people might have as they answered the survey.



Value	Percent	Responses
City of Othello	78.6%	88
Adams County, but outside of Othello	17.9%	20
Prefer not to answer	2.7%	3
Other - Write In	0.9%	1

Totals: 112

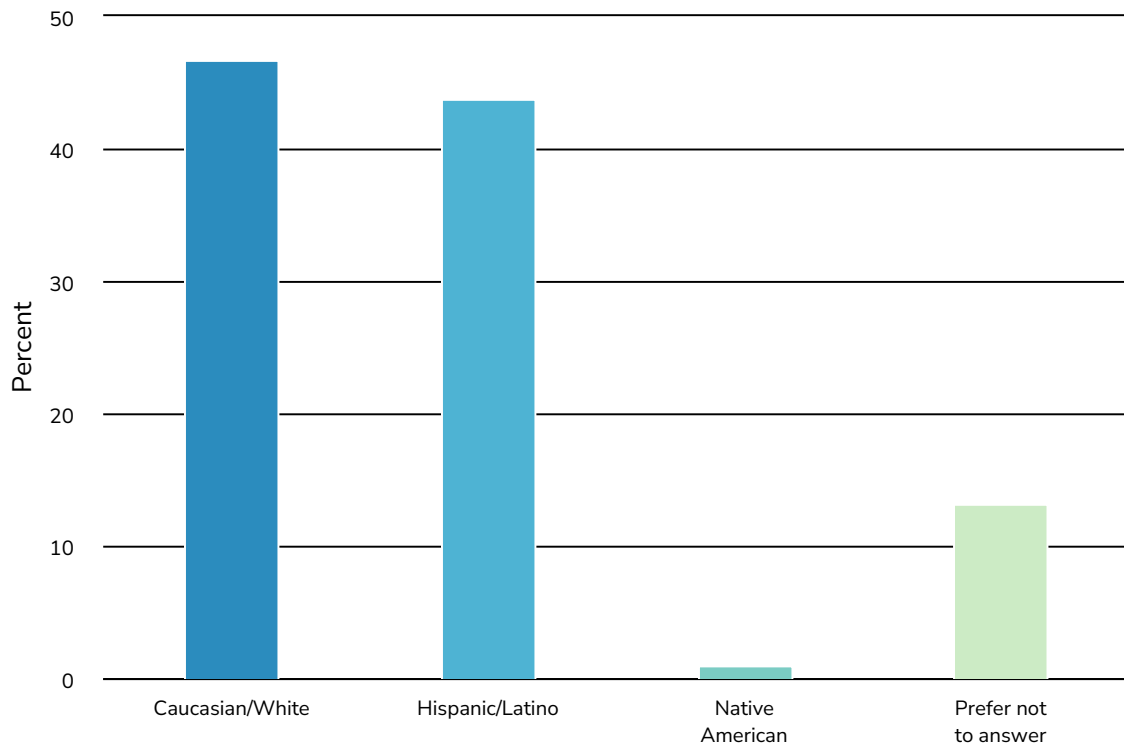
14. What is your age range? This helps us understand if we need to hear from certain age groups or might inform which age group's perspective informed our survey results.



Value	Percent	Responses
19 or younger	3.6%	4
20-29	15.5%	17
30-39	27.3%	30
40-49	18.2%	20
50-59	12.7%	14
60-69	12.7%	14
70 or older	7.3%	8
Prefer not to answer	2.7%	3

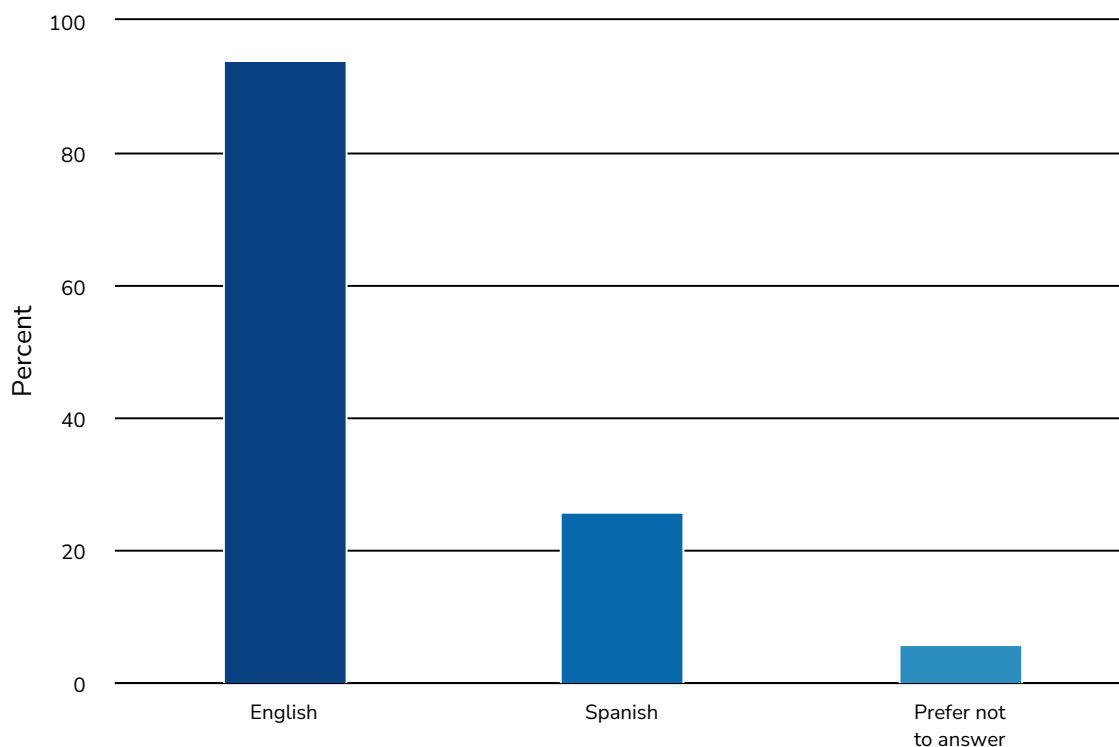
Totals: 110

15. What ethnic or racial group do you identify with? Select all that apply. This helps us to understand if there are certain ethnic or racial groups we need to hear more from. We aim to hear from each group proportionally to Othello's population.



Value	Percent	Responses
Caucasian/White	46.7%	49
Hispanic/Latino	43.8%	46
Native American	1.0%	1
Prefer not to answer	13.3%	14

16. What languages are most often spoken in your home? Select any that apply. This is helpful in understanding future plan and City materials. Understanding what languages are most spoken can help us improve accessibility.



Value	Percent	Responses
English	94.2%	98
Spanish	26.0%	27
Prefer not to answer	5.8%	6